XXXPol 698~862MHz/880~960MHz/1710~2690MHz 65°/65°/65° 15/16/18dBi 2°~12°/2°~12°/2°~12° Integrated and replaceable RCU (Remote Control Unit) Antenna,with Combiner Integrated

Electrical Specifications			
Frequency range (MHz)	R1-698~862		R2-880~960
	698~806	790~862	880~960
Polarization	±45°		
Gain at mid tilt (dBi)	15.0	15.5	15.7
Gain over all tilts (dBi)	14.8±0.6	15.3±0.6	15.5±0.6
Horizontal 3dB beamwidth (°)	67±5	66±4	62±4
Vertical 3dB beamwidth (°)	11.0±0.8	10.2±0.7	9±0.7
Front to back ratio (dB) Total power, ±30°	>24	>25	>26
Cross polar ratio (dB) (at Boresight)	>20	>20	>20
Electrical downtilt (°)	2~12		2~12
Sidelobe suppression (dB) (First sidelobe above main beam)	>16	>16	>17
VSWR	<1.5		
Isolation: intra-system (dB)	≥25		
Isolation: inter-system (dB)	≥30		
Intermodulation IM3 (2×43dBm carrier)	≤-150 dBc		
Impedance (Ω)	50		
Max. power per input (W) @50°C	400		

Electrical Specifications				
Frequency Range (MHz)	Y1 -1710-2690			
	1710~1920	1920~2200	2200~2490	2490~2690
Polarization	±45°			
Gain at mid tilt (dBi)	17.2	17.5	18.0	17.7
Gain over all tilts (dBi)	17.0±0.5	17.3±0.5	17.8±0.5	17.5±0.5
Horizontal 3dB beamwidth (°)	68±6	66±5	64±5	66±6
Vertical 3dB beamwidth (°)	6.8±0.4	6.4±0.4	5.5±0.5	5.2±0.4
Front to back ratio (dB) Total power, ±30°	>26	>27	>27	>26
Cross polar ratio (dB) (at Boresight)	>20	>20	>20	>20
Electrical downtilt (°)	2~12			
Sidelobe suppression (dB) (First sidelobe above main beam)	>17	>17	>16	>16
VSWR	<1.5			
Isolation: intra-system (dB)	≥25			
Isolation: inter-system (dB)	≥30			
Intermodulation IM3 (2×43dBm carrier)	≤-150 dBc			
Impedance (Ω)	50			
Max. power per input (W) @50°C	200			

PRISM TELECOM

P2001M6R021

Mechanical Specifications	
Connector	6×4.3-10 Female
Connector position	Bottom
Height × width × depth (mm)	2080×300×146
Packing size (mm)	2465×400×260
Antenna weight (kg)	29
Installation kit weight (kg)	5.5
Packing weight (kg)	40
Wind load (N,at 150km/h) Frontal/Lateral/Maximum	736/190/775
Max. wind velocity (km/h)	216
Radome material	Fiberglass
Radome color	Gray
Mechanical tilt (°)	0~10
Operating temperature (℃)	-50~65
Mounting hardware (mm)	φ50~ φ115
Integrated RET Properties	
RET model	TRCU-TQ10P2V01 (Replaceable, Included)
RET type	Integrated (Replaceable)
RET protocol	AISG 2.0 SRET
Power supply(V)	10-30 DC
Power consumption(W)	≤0.6 (Idle,12V),≤6 (In motion,12V)
Adjustment time (Full Range)	＜4Mins
Adjustment cycles	＞50,000
Temperature range (℃)	-40~65
Lightning protection	3KA(8/20μs) @ Pin5 & Pin3; 5KA(8/20μs) @ Pin1 / Pin6 & Pin7
Connectors	2×8 Pin circle connector according to IEC 60130-9 and AISG. Daisy chain in:Male,Daisy chain out:Female Pin1:12V;Pin3:RS485B;Pin5:RS485A;Pin6:10-30V; Pin7:GND;Pin2&Pin4&Pin8:N/C

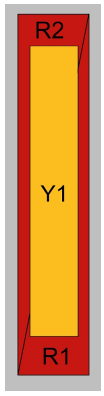

Ant Array	RET Unique ID
R1	TY00000……R1
R2	TY00000……R2
Y1	TY00000……Y1

Antenna Pattern Sample For Reference

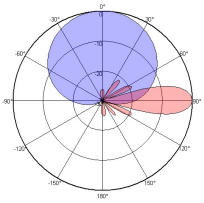

698~862MHz

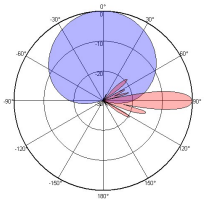

880~960MHz

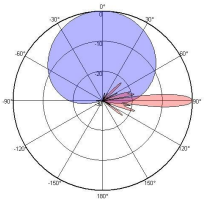

1710-2690MHz